





ENGLISH LOGBOOK



1ST GRADE

MISS MARY'S ENGLISH CLASS



This LOGBOOK belongs to _____ Group : _____

IN MISS MARY'S CLASS,

I have a **GROWTH MINDSET!**



The Mind Up



Curriculum



STEPS

<p>1. Sit down crisscross in a calm place.</p>	<p>6. EXHALE through your mouth for 6 seconds.</p>
<p>2. Grow your back like a tree.</p>	<p>7. Pay attention to your breathing. Picture the air coming into your body and going out again.</p>
<p>3. Relax your shoulders.</p>	<p>8. Leave your negative thoughts and emotions behind.</p>
<p>4. Put your hands on your knees OR on your stomach. Feel your stomach rising and falling.</p>	<p>9. If your mind tries to think about other things, bring your attention back to your breath.</p>
<p>5. Take calm, slow breaths. INHALE through your nose for 4 seconds.</p>	<p>10. Close your eyes. Let's Mind Up...</p>

***Open your eyes, take another slow, deep breath with your eyes open.

Homework sheet - Grade 1

***Chers parents, utilisez cette feuille pour la révision des chansons et des mots en anglais. L'étude est projetée par mois, mais il se peut que nous ayons du retard par moments. Si les mots ou les chansons ne disent rien à votre enfant, c'est que nous ne sommes pas encore rendu là! Revalidez le contenu avec votre enfant dans les semaines qui suivent ou surveillez les messages dans la section « Class Story » de Classe Dojo.

Months	Pictionary 	Songs 
SEPTEMBER	Short expressions p.26 David goes to school p.28	Hello, hello p.15 Bye Bye, goodbye p.15 Put on you shoes p.16 We all fall down p.17
OCTOBER	The wheels on the bus p.29 Five little pumpkins p.30	The wheels on the bus p.20 Five little pumkins p.21
NOVEMBER	The weather p.27 Santa's on his way p.31	Goodbye Snowman p.20 S-A-N-T-A p.21
DECEMBER	Toy list p.32	Santa's on his way p.22
JANUARY	From head to toe p.33	Head and shoulders p.22 Zip, button, buckle and tie p.16 One little finger p.18
FEBRUARY	If you're happy p.34	If you're happy p.23 Walking, walking p.18
MARCH	Tough Boris p.35	Say cheese p.19
APRIL	The very hungry caterpillar p.36-37	Rain rain, go away p.18 How's the weather today p.17
MAY	The very hungry caterpillar p.36-37	Rock paper scissors p.19 The days of the week p.23

My Grader's 1

SONG BOOK



Songs Chart



Grade 1



Approximate planning of our schoolyear

Page	Song Title	When to practice	
15	Hello, hello	September	
15	Bye Bye, Goodbye	September	
16	Put on your shoes	September	
16	Zip, button, buckle and tie	January	
17	How's the weather today	April	
17	We all fall down	September	
18	One little finger	January	
18	Walking, walking	February	
18	Rain, rain, go away	April	
19	Say cheese!	March	
19	Rock, paper, scissors	May	
20	The wheels on the bus	October	
20	Goodbye snowman	Mid-November	
21	Five little pumpkins	October	
21	S-A-N-T-A	Mid-November	
22	Santa's on his way	December	
22	Head and shoulders	January	
23	If you're happy	February	
23	The days of the week	May	
24	Sally the camel	*	
24	Little green frog	*	

HELLO, HELLO!

Hello, hello.

Can you clap your hands?

Hello, hello.

Can you clap your hands?

Can you stretch up high?

Can you touch your toes?

Can you turn around?

Can you say, "Hello"?

Hello, hello.

Can you stamp your feet?

Hello, hello.

Can you stamp your feet?

Can you stretch up high?

Can you touch your toes?

Can you turn around?

Can you say, "Hello"?

Hello, hello.

Can you clap your hands?

Hello, hello.

Can you stamp your feet?

BYE BYE GOODBYE

Bye bye. Goodbye.

Bye, bye, bye, bye. Goodbye.

I can clap my hands.

I can stamp my feet.

I can clap my hands.

I can stamp my feet.


Bye bye. Goodbye.

Bye, bye, bye, bye. Goodbye.

Bye bye. Goodbye.

Bye, bye, bye, bye. Goodbye.

GOODBYE!



PUT ON YOUR SHOES

Put on your shoes, your shoes, your shoes.

Put on your shoes, your shoes, your shoes.

Put on your shoes.

Let's go outside.

Hurry up. Hurry up. Hurry hurry up!

Put on your jacket, your jacket, your jacket.

Put on your jacket, your jacket, your jacket.

Put on your jacket.

Let's go outside.

Hurry up. Hurry up. Hurry hurry up!

Put on your pants, your pants, your pants.

Put on your pants, your pants, your pants.

Put on your pants.

Let's go outside.

Hurry up. Hurry up. Hurry hurry up!

Put on your hat, your hat, your hat.

Put on your hat, your hat, your hat.

Put on your hat.

Let's go outside.

Hurry up. Hurry up. Hurry hurry up!

Put on your shoes.

Your jacket.

Your scarf.

And your hat.

Hurry up. Hurry up. Hurry hurry up!



ZIP, BUTTON, BUCKLE AND TIE

Zip, Button, Buckle and Tie

Zip, Button, Buckle and Tie

Zip, Button, Buckle and Tie

Now let me clarify

I zip my pants

(I zip my pants)

Button my shirt

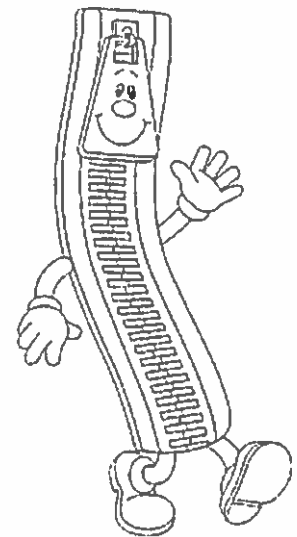
(Button my shirt)

Buckle my belt

(Buckle my belt)

And tie my shoes

(And tie my shoes)



When I get dressed

(When I get dressed)

This is what I do

(This is what I do)

From the top of my head

(From the top of my hand)

Down to my shoes

(Down to my shoes)

HOW'S THE WEATHER TODAY

How's the weather?

How's the weather?

How's the weather today?

Is it sunny? Is it rainy?

Is it cloudy? Is it snowy?

How's the weather today?

Let's look outside.

How's the weather?

Is it sunny today?

Let's look outside.

How's the weather?

Is it rainy today?

Let's look outside.

How's the weather?

Is it cloudy today?

Let's look outside.

Is it snowy today?

How's the weather?

How's the weather?

How's the weather today?

Is it sunny? Is it rainy?

Is it cloudy? Is it snowy?

How's the weather today?



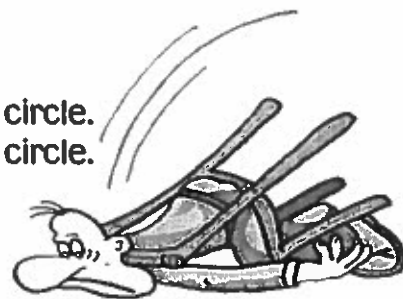
WE ALL FALL DOWN

Walk around the circle.

Walk around the circle.

Walking walking.

We all fall down.



Gallop.

Gallop around the circle.

Gallop around the circle.

Galloping galloping.

We all fall down.

Shh... Let's tiptoe.

Tiptoe around the circle.

Tiptoe around the circle.

Tiptoe tiptoe.

We all fall down.

I'm so sleepy!

Sleepy sleepy sleepy.

I'm so sleepy.

Wake up, everybody!

Come on, we're going to hop!

Hop around the circle.

Hop around the circle.

Hopping hopping.

We all fall down.

Let's twirl!

Twirl around the circle.

Twirl around the circle.

Twirling twirling.

We all fall down.

Let's hop AND twirl!

Hop around the circle.

Twirl around the circle.

Hopping, twirling.

We all fall down.

ONE LITTLE FINGER

One little finger, one little finger,
one little finger. Tap tap tap.
Point your finger up.
Point your finger down.
Put it on your head. Head!

One little finger, one little finger,
one little finger. Tap tap tap.
Point your finger up.
Point your finger down.
Put it on your nose. Nose!

One little finger, one little finger,
one little finger. Tap tap tap.
Point your finger up.
Point your finger down.
Put it on your chin. Chin!

One little finger, one little finger,
one little finger. Tap tap tap.
Point your finger up.
Point your finger down.
Put it on your arm. Arm!

One little finger, one little finger,
one little finger. Tap tap tap.
Point your finger up.
Point your finger down.
Put it on your leg. Leg!

One little finger, one little finger,
one little finger. Tap tap tap.
Point your finger up.
Point your finger down.
Put it on your foot. Foot!
Put it on your leg. Leg!
Put it on your arm. Arm!
Put it on your chin. Chin!
Put it on your nose. Nose!
Put it on your head. Head!
Now let's wave goodbye.
Goodbye!

WALKING, WALKING,

Walking walking. Walking walking.
Hop hop hop. Hop hop hop
Running running running.
Running running running.
Now let's stop. Now let's stop.

Walking walking. Walking walking.
Hop hop hop. Hop hop hop
Running running running.
Running running running.
Now let's stop. Now let's stop.

Tiptoe tiptoe. Tiptoe tiptoe.
Jump jump jump. Jump jump jump.
Swimming swimming swimming.
Now let's sleep. Now let's sleep.



RAIN, RAIN, GO AWAY

Rain, rain, go away.
Come again another day.
DADDY wants to play.
Rain, rain, go away.

...MOMMY wants to play.

...BROTHER wants to play.

...SISTER wants to play.

...BABY wants to play.

...ALL THE FAMILY wants to play.



SAY "CHEESE"

Let's take a picture, you and me.
Look at the camera. 1, 2, 3.
Let's take a picture, you and me.
Look at the camera. Say, "Cheese!"

Okay...let's make a happy face.

Ready? Cheese!

Let's take a picture, you and me.
Look at the camera. 1, 2, 3
Let's take a picture, you and me.
Look at the camera. Say, "Cheese!"

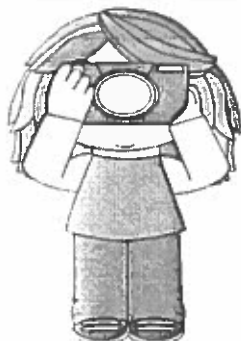
Okay, okay. This time, let's make a funny face. Ready?

Let's take a picture, you and me.
Look at the camera. 1, 2, 3
Let's take a picture, you and me.
Look at the camera. Say, "Cheese!"

Okay, okay. This time, let's make a scary monster face. Ready?

Grrrrrr... Huh?

Let's take a picture.
You and me.
1, 2, 3. Say, "Cheese!"



ROCK, PAPER,

SCISSORS

Rock, scissors, paper.
Rock, scissors, paper.
One, two, three.

Play with me.

Right hand PAPER!

Left hand PAPER!

It's a butterfly!

Rock, scissors, paper.

Rock, scissors, paper.

One, two, three. Play with me.

Right hand ROCK!

Left hand SCISSORS!

It's a snail!

Rock, scissors, paper.

Rock, scissors, paper.

One, two, three. Play with me.

Right hand SCISSORS!

Left hand SCISSORS!

It's a crab!

Rock, scissors, paper.

Rock, scissors, paper.

One, two, three. Play with me.

Right hand PAPER!

Left hand PAPER!

Oh no! It's a lion!



THE WHEELS ON THE BUS

The wheels on the bus go round and round.
Round and round. Round and round.
The wheels on the bus go round and round.
Round and round.

The door on the bus goes open and shut.
Open and shut. Open and shut.
The door on the bus goes open and shut.
Open and shut.

The wipers on the bus go swish swish swish.
Swish swish swish. Swish swish swish.
The wipers on the bus go swish swish swish.
Swish swish swish.

The horn on the bus goes beep beep beep.
Beep beep beep. Beep beep beep.
The horn on the bus goes beep beep beep.
Beep beep beep.

The people on the bus go up and down.
Up and down. Up and down.
The people on the bus go up and down.
Up and down.

The babies on the bus go wah wah wah.
Wah wah wah. Wah wah wah.
The babies on the bus go wah wah wah.
Wah wah wah.

The mommies on the bus go,
"Shhh shhh shhh." "Shhh shhh shhh."
Shhh shhh shhh."

The daddies on the bus go,
"Shhh shhh shhh. Shhh shhh shhh."



GOODBYE

SNOWMAN

Goodbye, snowman.
Goodbye, reindeer.
Goodbye, Santa.
Happy holidays.

We wish you a Merry Christmas.
We wish you a Merry Christmas.
We wish you a Merry Christmas.
Let's sing it again.

Goodbye, snowman.
Goodbye, reindeer.
Goodbye, Santa.
Happy holidays.
Happy holidays



FIVE LITTLE

PUMPKINS

One little pumpkin smiling smiling.
One little pumpkin smiling smiling.
One little pumpkin smiling smiling.
One little pumpkin is happy.

Two little pumpkins pouting pouting.
Two little pumpkins pouting pouting.
Two little pumpkins pouting pouting.
Two little pumpkins are grumpy.

Three little pumpkins yawning yawning.
Three little pumpkins yawning yawning.
Three little pumpkins yawning yawning.
Three little pumpkins are sleepy.

Four little pumpkins crying crying.
Four little pumpkins crying crying.
Four little pumpkins crying crying.
Four little pumpkins are sad.

Five little pumpkins laughing laughing.
Five little pumpkins laughing laughing.
Five little pumpkins laughing laughing.
Five little pumpkins are playing.



SANTA

Red hat, white beard, twinkle in his eye.
Santa is his name-o.
S-A-N-T-A , S-A-N-T-A, S-A-N-T-A
And Santa is his name-o.

Red hat, white beard, twinkle in his eye.
Santa is his name-o.
*-A-N-T-A, *-A-N-T-A, *-A-N-T-A
And Santa is his name-o.

Red hat, white beard, twinkle in his eye.
Santa is his name-o.
--N-T-A, *-*-N-T-A, *-*-N-T-A
And Santa is his name-o.

Red hat, white beard, twinkle in his eye.
Santa is his name-o.
--*-T-A, *-*-*-T-A, *-*-*-T-A
And Santa is his name-o.

Red hat, white beard, twinkle in his eye.
Santa is his name-o.
--*-*-A, *-*-*-*-A, *-*-*-*-A
And Santa is his name-o.

Red hat, white beard, twinkle in his eye.
Santa is his name-o.
--*-*-*, *-*-*-*-*, *-*-*-*-*
And Santa is his name-o.
S-A-N-T-A, S-A-N-T-A, S-A-N-T-A
And Santa is his name-o.



SANTA'S ON HIS WAY

What do you want for Christmas?

Christmas? Christmas?
What do you want for Christmas?
Santa's on his way.
I want a ball, I want a ball.
I want a ball to bounce.
Bounce? Bounce!

What do you want for Christmas?

Christmas? Christmas?
What do you want for Christmas?
Santa's on his way.
I want a yo-yo, I want a yo-yo.
I want a yo-yo to spin.
Spin? Spin!

What do you want for Christmas?

Christmas? Christmas?
What do you want for Christmas?
Santa's on his way.
I want a bike, I want a bike.
I want a bike to ride.
Ride? Ride!

What do you want for Christmas?

Christmas? Christmas?
What do you want for Christmas?
Santa's on his way.
I want a jump rope, I want a jump rope.
I want a jump rope to jump.
Jump? Jump!



What do you want for Christmas?

Christmas? Christmas?
What do you want for Christmas?

Santa's on his way.
Santa's on his way!

HEAD AND SHOULDERS

Head, shoulders, knees, and toes, knees and toes.

Head, shoulders, knees, and toes, knees and toes.

And eyes and ears and mouth and nose.

Head, shoulders, knees, and toes, knees and toes.

One more time!

Head, shoulders, knees, and toes, knees and toes.

Head, shoulders, knees, and toes, knees and toes.

And eyes and ears and mouth and nose.

Head, shoulders, knees, and toes, knees and toes.



IF YOU'RE HAPPY


If you're happy happy happy clap your hands.
If you're happy happy happy clap your hands,
clap your hands.
If you're happy happy happy clap your hands.

If you're angry angry angry stomp your feet.
If you're angry angry angry stomp your feet.
If you're angry angry angry stomp your feet,
Stomp your feet
If you're angry angry angry stomp your feet.

If you're scared scared scared say, "Oh no!"
If you're scared scared scared say, "Oh no!"
If you're scared scared scared say, "Oh no!",
say "oh no!"
If you're scared scared scared say, "Oh no!"

If you're sleepy sleepy sleepy take a nap.
If you're sleepy sleepy sleepy take a nap.
If you're sleepy sleepy sleepy take a nap,
take a nap.
If you're sleepy sleepy sleepy take a nap.

If you're happy happy happy clap your hands.
If you're happy happy happy clap your hands.
If you're happy happy happy clap your hands,
clap your hands.
If you're happy happy happy clap your hands.



THE DAYS OF THE WEEK

Monday,

Tuesday,

Wednesday,

Thursday,

Friday,

Saturday

and Sunday

The days of the week

Start each day with a smile

Make each day full of fun

So let's make each and every day

A very, very special one

Monday,

Tuesday,

Wednesday,

Thursday,

Friday,

Saturday

and Sunday

The days of the week

SALLY, THE CAMEL

Sally the camel has 5 humps
Sally the camel has 5 humps
Sally the camel has 5 humps
So ride Sally ride
boom, boom, boom, boom.


Sally the camel has 4 humps
Sally the camel has 4 humps
Sally the camel has 4 humps
So ride Sally ride
boom, boom, boom, boom.

Sally the camel has 3 humps
Sally the camel has 3 humps
Sally the camel has 3 humps
So ride Sally ride
boom, boom, boom, boom.

Sally the camel has 2 humps
Sally the camel has 2 humps
Sally the camel has 2 humps
So ride Sally ride
boom, boom, boom, boom.


Sally the camel has 1 hump
Sally the camel has 1 hump
Sally the camel has 1 hump
So ride Sally ride
boom, boom, boom, boom.

Sally the camel has no humps
Sally the camel has no humps
Sally the camel has no humps
Cause Sally is a horse of course.



LITTLE GREEN FROG


“Gung Gung”
went the little green frog one day.
“Gung Gung” went the little green
“Gung Gung”
went the little green frog one day.
And his eyes went “aah aah gung”.



My 1st grade
English
Pictionary




I use words and short expressions.


























THE WEATHER






David goes to school



draw




making faces



help




throw



run



raise my hand




wait my turn




quiet



sit down



stand up




look




listen



sing



gestures



please



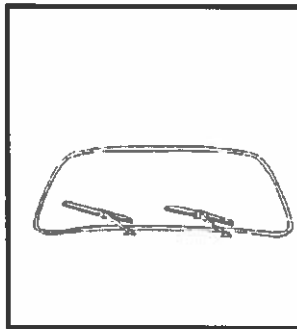
thank you



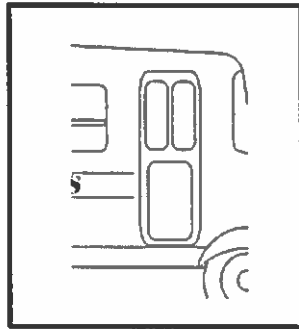
The wheels on the bus




bus



wipers



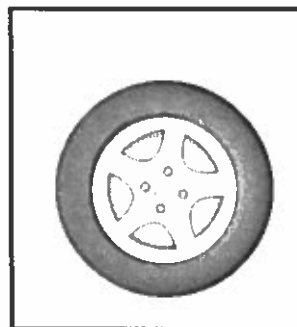
doors



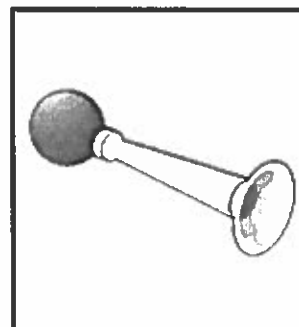
people




driver



wheel




horn



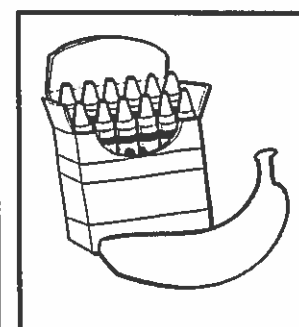
baby



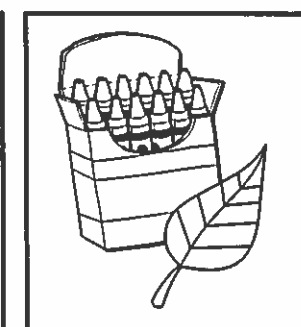
mommy




red



yellow




green







Five little pumpkins



pumpkin



witch




gate



scary



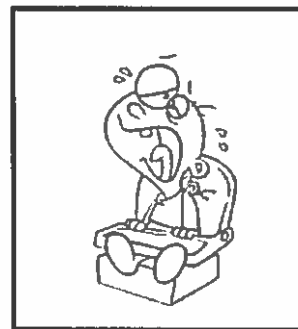
smiling




pouting




yawning




crying



laughing




happy




sad




sleepy



playing



little




face





Santa's on his way!



Santa



reindeer



snowman



Christmas



red hat




white beard



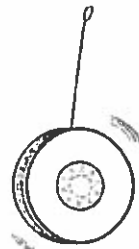
on his way



ball



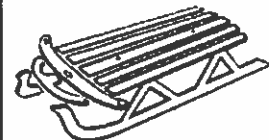
bike




yo-yo



jump rope



sled



tablet



computer




skates



sport gears




TOYS List



Legos




doll



barbie



fire truck



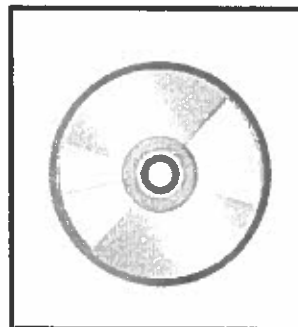
train



clothes




gift card




cd



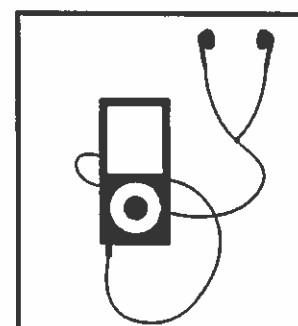
stuffed animal



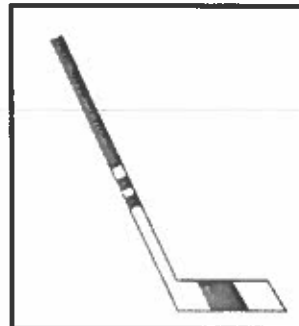
helicopter



crayons




mp3 player




hockey stick



nail polish




board game



video game




From head to toe




penguin




buffalo




seal




cat




monkey




crocodile




girafe




gorilla




camel




donkey




elephant




parrot



wave



kick




arch



wiggle




If you're happy



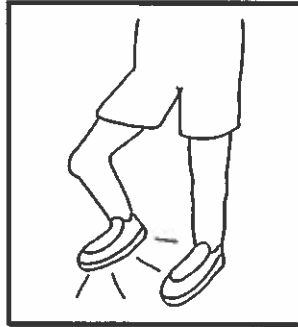
turn




raise



clap



stomp



sleepy/tired



excited



nervous




angry




scared




surprised



sick




shy






TOUGH BORIS




greedy



scary



fearless




cry




pirate









parrot



tough

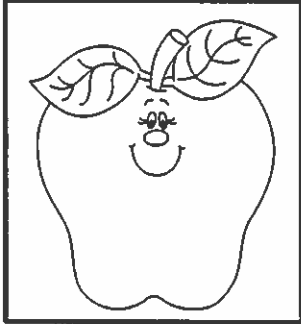


massive







The very hungry caterpillar




apple



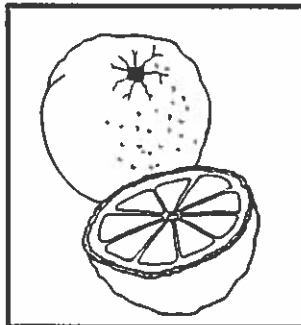
pear




plum




strawberry




orange



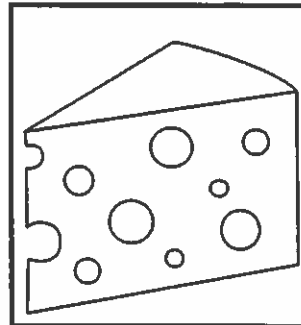
leaf




sausages



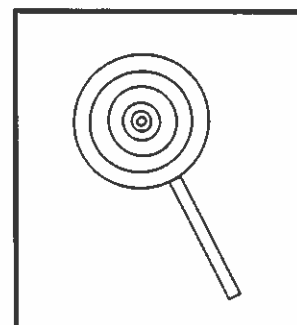
cake



cheese




ice cream



lollipop



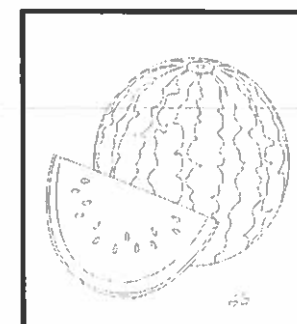
pickles



salami



cupcake




watermelon

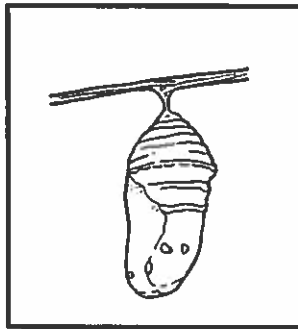





The very hungry caterpillar



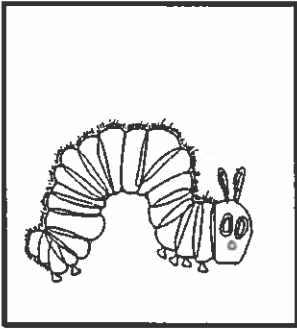
butterfly




cocoon




egg




caterpillar




Sunday




Monday




Tuesday




Wednesday




Thursday




Friday




Saturday




day(s)



week



MY LOGBOOK




IN ENGLISH CLASS

We dream big.
We take risks.
We try our best.
We are good listeners.
We respect each other.
We learn from our mistakes.
We celebrate each other's success.



LOGBOOK EXPLAINED TO PARENTS



SONGS AND GESTURES

Le programme du premier cycle incite à utiliser les chansons afin d'initier les enfants à l'anglais. La participation de chaque enfant en chantant et en faisant les gestes appropriés est primordiale pour l'atteinte des objectifs. Les élèves devront donc s'auto-évaluer en coloriant l'oiseau (chanter les mots) et le bonhomme (faire les gestes) en suivant la charte de couleurs vert-jaune-rouge.

STRATEGIES

J'enseigne des stratégies nécessaires à la réalisation des activités de chaque cours. Les élèves sont invités à faire leur auto-évaluation selon leur bonne utilisation des stratégies. À la fin de chaque cours, ils devront colorier les stratégies selon la charte de couleurs: vert-jaune-rouge.

MIND UP

L'enseignement d'une deuxième langue est plus difficile chez certains enfants présentant plus d'insécurité ou d'anxiété face aux nouvelles situations. J'utilise des routines sécurisantes ainsi que des techniques pour aider à diminuer leur anxiété. De plus, j'offre aux élèves 3 à 5 minutes au début du cours afin de respirer et de prendre conscience du moment présent. Ceci facilite les apprentissages en améliorant leur attention. Les élèves doivent colorier l'ampoule qui reflète s'il a bénéficié du moment MIND UP pour se recentrer.

DOJO POINTS


Nous utilisons l'application *ClassDojo*. Celle-ci consiste à récompenser la participation et les bons comportements en attribuant des points. Après chaque cours, l'élève consulte l'écran du TNI afin d'inscrire le nombre de points qu'il a accumulé jusqu'à maintenant.

FRENCH TAG

Nous jouons à un jeu que j'appelle *French Tag*. Chaque élève commence le cours avec deux colliers. Le but du jeu est de les garder jusqu'à la fin. Pour ce faire, les élèves doivent parler exclusivement en anglais. À la fin du cours, l'élève compte ses colliers et inscrit le nombre qu'il porte à ce moment là. En faisant ce jeu, les élèves font des efforts supplémentaires afin de se faire comprendre en ajoutant des gestes pour combler les mots qu'ils ne connaissent pas encore. Ils développent une confiance en eux et ils se sentent plus compétents pour prendre des risques afin de communiquer en anglais.

SUPERHERO BEHAVIOUR

L'élève fait de bonnes actions et garde le contrôle de son comportement afin de gravir les échelons de l'échelle de comportement au tableau. À la fin de chaque classe, l'élève colorie la couleur de la section qu'il a obtenu dans le coeur à cet effet.



Reflective sheet

DID I SING THE SONGS?

DID I DO THE GESTURES?



STRATEGIES THAT HELP ME



LOOK



LISTEN



SPEAK ENGLISH



PARTICIPATE



RELAX

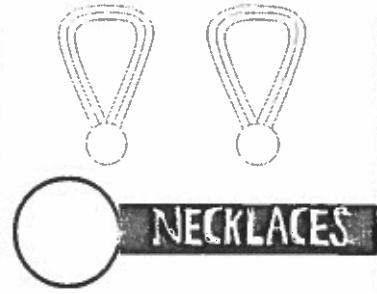


MIME

MIND UP



FRENCH TAG




NECKLACES

DOJO POINTS


MY SCORE IS...



SUPERHERO BEHAVIOUR



My colour



Reflective sheet

DID I SING THE SONGS?

DID I DO THE GESTURES?



STRATEGIES THAT HELP ME



LOOK



LISTEN



SPEAK ENGLISH



PARTICIPATE



RELAX



MIME

MIND UP



FRENCH TAG




NECKLACES

DOJO POINTS

MY SCORE IS...



SUPERHERO BEHAVIOUR



My colour

***Handout to gather oral interactions - when asked by Miss Mary ONLY!

Participation Strip

My name : _____ MY GROUP : _____ DATE : _____



My name : _____ MY GROUP : _____ DATE : _____



My name : _____ MY GROUP : _____ DATE : _____



My name : _____ MY GROUP : _____ DATE : _____



My name : _____ MY GROUP : _____ DATE : _____



My name : _____ MY GROUP : _____ DATE : _____



My name : _____ MY GROUP : _____ DATE : _____



My name : _____ MY GROUP : _____ DATE : _____



My name : _____ MY GROUP : _____ DATE : _____



My name : _____ MY GROUP : _____ DATE : _____

